






1. 





A 

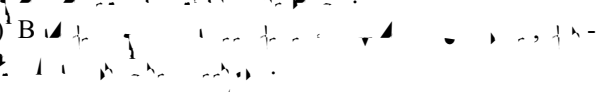
B & 


A 


1. 





(1) B 


(2) B 


(3) 


(4) 


(5) 

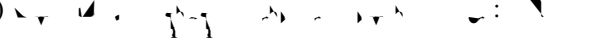








(1) 

(2) 

3. 某公司生产的产品，其产量与生产费用的关系如下表所示：

产量 (x)	生产费用 (y)
100	1000
200	2000
300	3000
400	4000
500	5000
600	6000
700	7000
800	8000
900	9000
1000	10000

#### 4. 结论

A. 本文研究了... (1) ... (2) ... A ...

B. & ...

1) ... 2001, ... 174, ... 46-51.

... & ... C ...